

177915-1 ✓ ACTIVE



Power Double Lock

TE Internal #: 177915-1


Power Contacts, Contact, 300 VAC / 50 VAC, Tin, 20 – 16 AWG

Wire Size, .52 – 1.38 mm² Wire Size, Wire-to-Wire, Wire & Cable,

Crimp, Power Double Lock

[View on TE.com >](#)

Connectors > Power Connectors > Power Contacts > Power Double Lock Receptacle



Power Contact Type: **Contact**

Operating Voltage: **50 VAC, 300 VAC**

Contact Mating Area Plating Material: **Tin**

Wire Size: **.52 – 1.38 mm²**

[All Power Double Lock Receptacle \(6\)](#)

Features

Product Type Features

Power Contact Type	Contact
Connector System	Wire-to-Wire
Connector & Contact Terminates To	Wire & Cable

Electrical Characteristics

Operating Voltage	50 VAC, 300 VAC
-------------------	-----------------

Contact Features

Contact Mating Area Plating Material	Tin
Contact Current Rating (Max)	14 A
Contact Type	Receptacle
Contact Retention Within Housing	With
Mating Tab Width	1.5 mm[.06 in]
Mating Tab Thickness	.5 mm[.02 in]
Contact Base Material	Copper Alloy



Contact Mating Area Plating Material Thickness	.8 μm[31.49 μin]
Wire Contact Termination Area Plating Thickness	.8 μm[31.49 μin]
Wire Contact Termination Area Plating Material	Pre-Tin
Wire Contact Termination Area Plating Material Finish	Matte
Contact Orientation	Straight

Termination Features

Termination Method to Wire & Cable	Crimp
------------------------------------	-------

Mechanical Attachment

Contact Retention Type Within Housing	Locking Lance
Connector Mounting Type	Cable Mount (Free-Hanging)
Wire Insulation Support	With

Dimensions

Wire Size	.52 – 1.38 mm ²
Accepts Wire Insulation Diameter Range	1.8 – 3.1 mm[.071 – .12 in]

Usage Conditions

Operating Temperature Range	-30 – 105 °C[-22 – 221 °F]
-----------------------------	----------------------------

Operation/Application

Circuit Application	Power
---------------------	-------

Industry Standards

Glow Wire Rating	Standard Part - Not Glow Wire
------------------	-------------------------------

Packaging Features

Packaging Method	Reel
Packaging Quantity	4000

Other

Wire/Cable Type	Discrete Wire
Wire Type	Stranded
For Use With	Plug Housing
Comment	Maximum insulation diameter is 2.8mm (.110) when Double Lock Plate is used.

Product Compliance

For compliance documentation, visit the product page on [TE.com](https://www.te.com)>



EU RoHS Directive 2011/65/EU	Compliant
EU ELV Directive 2000/53/EC	Compliant
China RoHS 2 Directive MIIT Order No 32, 2016	No Restricted Materials Above Threshold
EU REACH Regulation (EC) No. 1907/2006	Current ECHA Candidate List: JUNE 2022 (224) Candidate List Declared Against: JUNE 2022 (224) Does not contain REACH SVHC
Halogen Content	Low Halogen - Br, Cl, F, I < 900 ppm per homogenous material. Also BFR/CFR/PVC Free
Solder Process Capability	Not applicable for solder process capability

Product Compliance Disclaimer


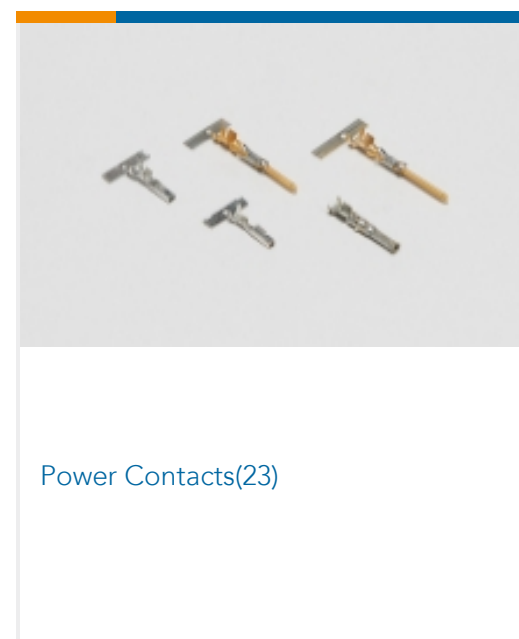
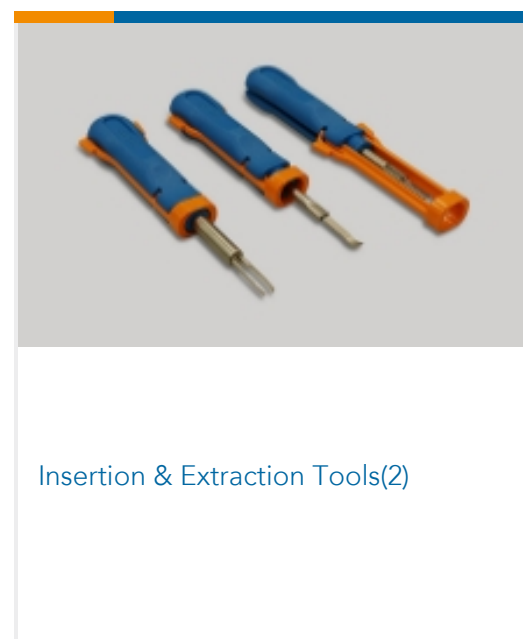
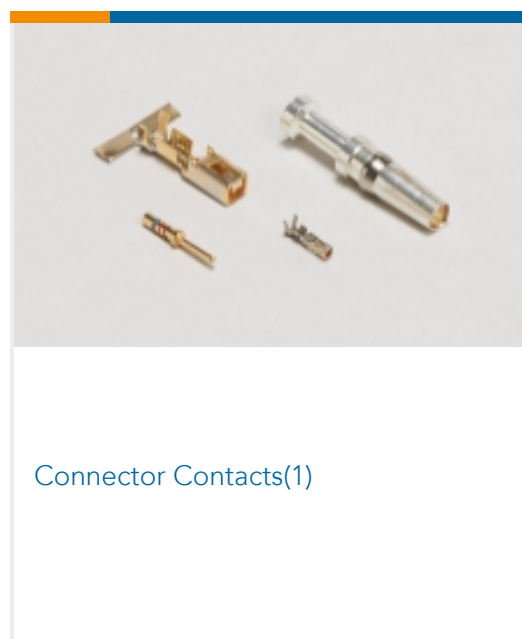
This information is provided based on reasonable inquiry of our suppliers and represents our current actual knowledge based on the information they provided. This information is subject to change. The part numbers that TE has identified as EU RoHS compliant have a maximum concentration of 0.1% by weight in homogenous materials for lead, hexavalent chromium, mercury, PBB, PBDE, DBP, BBP, DEHP, DIBP, and 0.01% for cadmium, or qualify for an exemption to these limits as defined in the Annexes of Directive 2011/65/EU (RoHS2). Finished electrical and electronic equipment products will be CE marked as required by Directive 2011/65/EU. Components may not be CE marked. Additionally, the part numbers that TE has identified as EU ELV compliant have a maximum concentration of 0.1% by weight in homogenous materials for lead, hexavalent chromium, and mercury, and 0.01% for cadmium, or qualify for an exemption to these limits as defined in the Annexes of Directive 2000/53/EC (ELV). Regarding the REACH Regulation, the information TE provides on SVHC in articles for this part number is based on the latest European Chemicals Agency (ECHA) 'Guidance on requirements for substances in articles' posted at this URL: <https://echa.europa.eu/guidance-documents/guidance-on-reach>

Compatible Parts

 <p>TE Part # CAT-P87024-P729 STD Temp Power Double Lock Plug</p>	 <p>TE Part # 917354-1 AMP POWER D/LOCK PLUG HDR 12P</p>	 <p>TE Part # 1-179466-5 AMP POWER DBL LOCK CAP HSG 6P Black</p>	 <p>TE Part # 2305570-1 Strip Terminal Cutter-Side Feed-No Crimp</p>
 <p>TE Part # CAT-P87024-P729A Glow Wire Power Double Lock Plug</p>	 <p>TE Part # CAT-P87024-C1701A Glow Wire Power Double Lock Cap</p>	 <p>TE Part # 2005249-9 PDL 2P CAP 3.96 P/M(GWT) BLK</p>	 <p>TE Part # 368588-6 PDL 6P CAP 3.96 D/R P/M(GWT) B</p>



Also in the Series | Power Double Lock



Documents



Product Drawings

AMP POWER DBL LOCK REC (L)

English

CAD Files

Customer View Model

[ENG_CVM_CVM_177915-1_L.2d_dxf.zip](#)

English

3D PDF

3D

Customer View Model

[ENG_CVM_CVM_177915-1_L.3d_igs.zip](#)

English

Customer View Model

[ENG_CVM_CVM_177915-1_L.3d_stp.zip](#)

English

By downloading the CAD file I accept and agree to the [Terms and Conditions](#) of use.

Datasheets & Catalog Pages

SOFT_SHELL_PIN_AND_SOCKET_CONNECTORS_CATALOG

English

1773458-5_POWER_DBL_LOCK_(PDL)_CONNECTORS

English

Product Specifications

Application Specification

English

Product Environmental Compliance

[MD_177915-1_05312018232_dmtec](#)

English

[MD_177915-1_05312018232_dmtec](#)

English

Instruction Sheets

Instruction Sheet (non U.S.)

English

AMP POWER DOUBLELOCK CONNECTOR SERIES

English

Agency Approvals

UL Report

English